



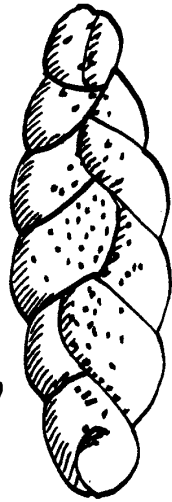

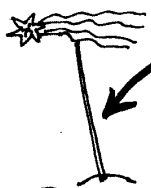




**VYRÁBĚJTE BETLÉM:**  
 FIGURKY KRÁSNĚ VYBARVĚTE, PODLEPTE A OBSTRÁHNĚTE.  
 FIGURKY PŘILEPTE NA PODLOŽKU NEBO ZAVĚSTE S PŘIDĚLANÝM POUTKEM NA VHPDNĚ MÍSTO.



© Klárka Brožová 2005



HVĚZDU PŘILEPTE NA ŠPEJLI TAKTO  
A ZAPÍCHNĚTE DO PODLOŽKY




PROSTRĚHNOUT  
A ZASUNOUT  
HRNEC



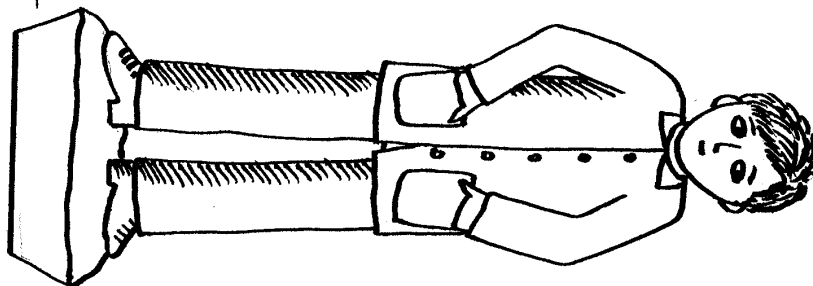
ROZSTRĚHNOUT



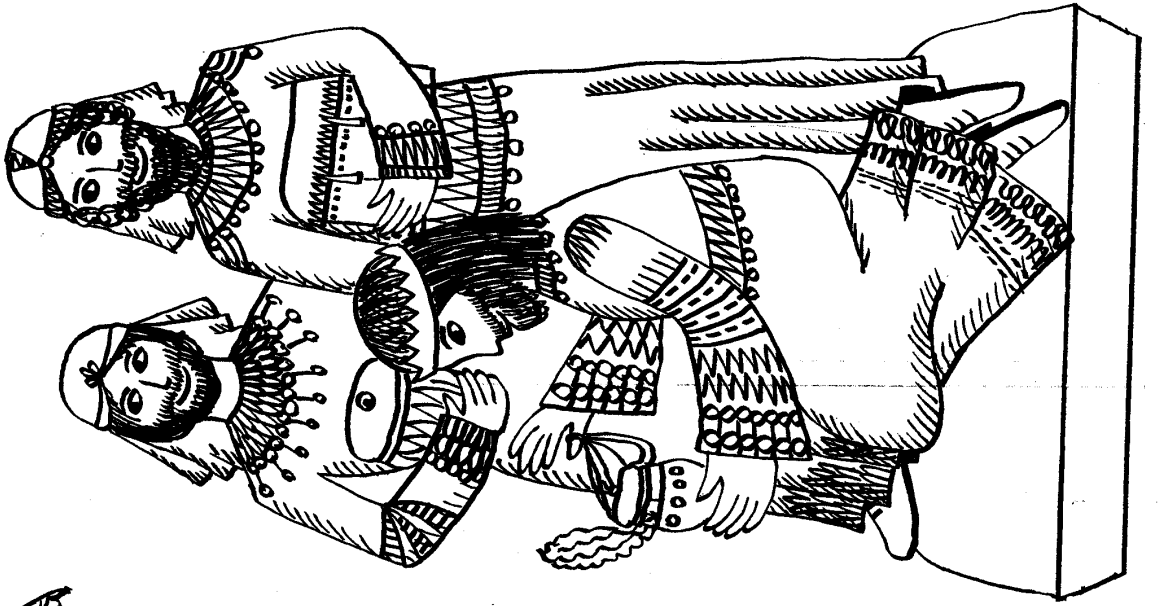
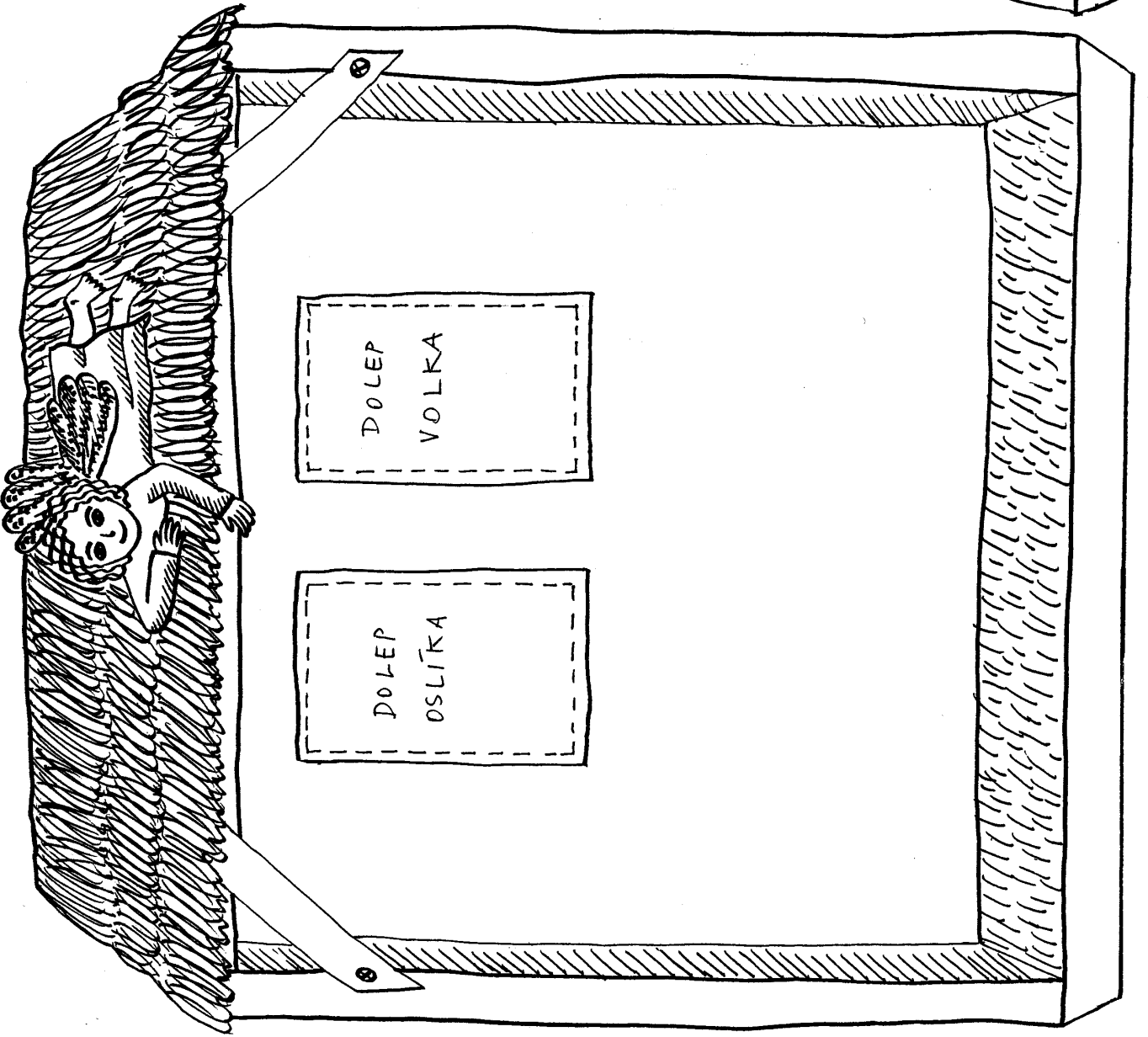
OUŠKO NŮŠE VYSTRĚHNĚTE  
A NAVLEČTE JI KO-  
COURŮVI, KTERÉMU  
PRORĚZNĚTE PÁCKU  
TAKTO:



ROZSTRĚHNOUT  
A OUŠKO VYSTRĚHNOUT TAK,  
ABY ŠLO MYŠCE  
NAVLEKNOUT



© Klárka Prožová 2005




© Klárka Proszová 2005



© Klárka Brožová 2005



TRÓZIZNI A DÁREK  
ZASUŇ SEM.



TVŮJ DÁREK  
JEŽÍŠKOVI:

SEM DOKRESLI  
NEBO DOPIŠ, CO  
BYS CHTĚL JEŽÍŠ-  
KOVI DÁT TY...

